



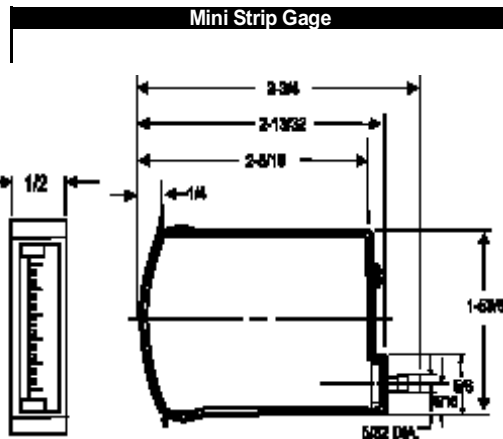
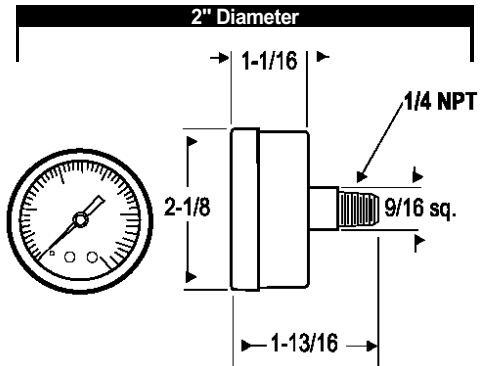
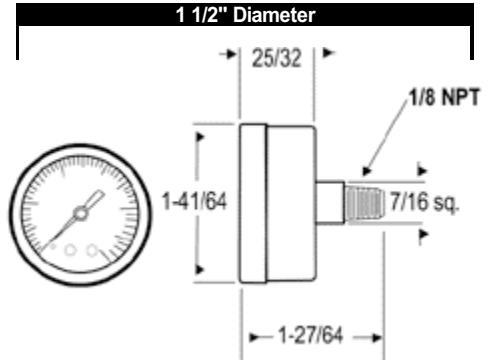
**Features**

- Round Gages are available in 7 ranges with a maximum of 400 psig.
- Mini Strip Gages are available in 4 ranges with a maximum of 100 psig.
- Receiver Gages are graduated from 0 to 100% for a 3 to 15 psig transmission range.
- 1 1/2" Gages have a 1/8" NPT center back connection.
- 2" and 3 1/2" Gages have a 1/4" NPT center back connection.
- 1/2" Mini Strip Gages have a 1/8" hose barb connection.

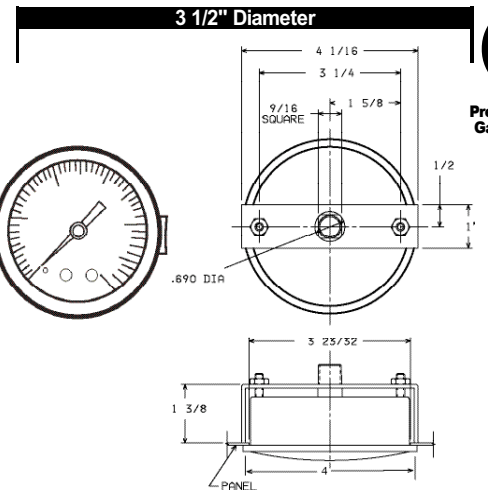
**Operating Principles**

The Fairchild line of 1 1/2", 2", and 3 1/2" diameter gages are designed for general use in applications that use gas or liquid medium that is compatible with the brass and brass alloy components in the gage.

Mini Strip Gages are designed for use in small panel mount applications. Both gage styles include a receiver gage configuration designed for the pneumatic transmission of process variables.



NOTE: Panel cutout dimension 1.87 x .515



NOTE: Panel cutout dimension 3-23/32 dia.



# Pressure Gages

## Specifications

### Gage Accuracy

#### Round Gages

Lower Third .....	± 3%
Mid Scale .....	± 2%
Upper Third .....	± 3%
Mini Strip Gages .....	5% full scale

#### Standard Gages

<b>Diameter</b>	1-1/2"	2"	3-1/2"
<b>Connection</b>	1/8" NPT	1/4" NPT	1/4" NPT
<b>Mounting</b>	Direct	Direct	Panel

#### Mini-Strip Gages

<b>Connection</b>	1/8" Hose
<b>Mounting</b>	Panel (Vertical or Horizontal)

#### Materials of Construction

Standard Gages .....	Aluminum, Phosphur Bronze & Stainless Steel
Mini-Strip Gages .....	Zinc Plated Steel & Brass

### WARNING:

In order to reduce the risk of injury or damage resulting from improper use or application of pressure gages, persons selecting and installing these devices should consult ANSI B40, which can be obtained from ASME (American Society of Mechanical Engineers). When selecting a gage, consider the following factors:

- PRESSURE** - Gage range should be about twice the intended operating pressure. Do not apply pressure beyond top of scale.
- VIBRATION** - Isolate the gage from excessive vibration, which could cause movements wear and loss of accuracy.
- PULSATION** - Considers a pulsation dampening device or a liquid-filled gage to protect against fatigue failure of the pressure element or rapid movement wear.
- TEMPERATURE** - Do not position the gage near sources of extreme heat, which might cause long term creep of soldered joints and eventually failure.
- PROCESS** - Materials and parts under pressure should be resistant to the process fluid. This may require a diaphragm seal or a different pressure element material.

Consult the recommendations of ANSI B40 when selecting gages for high pressure gas or potentially hazardous services, such as Oxygen. Use only aluminum socket gages on air or oil.

## Catalog Information

### Catalog Number

1-1/2", 2", 3-1/2" Diameter ..

### Gage Size

1-1/2" .....	15
2" .....	20
3-1/2" .....	35

### Pressure Range

psig	BAR	(kPa)	
0-15 <sup>1,2,3</sup>	[0-1.0]	(0-100) .....	2
0-30 <sup>1,2,3</sup>	[0-2.0]	(0-200) .....	3
0-60 <sup>1,2,3</sup>	[0-4.0]	(0-400) .....	4
0-100 <sup>1,2,3</sup>	[0-7.0]	(0-700) .....	5
0-160 <sup>2,3</sup>	[0-11.0]	(0-1100) .....	6
0-300 <sup>2</sup>	[0-21.0]	(0-2100) .....	7
0-400 <sup>2</sup>	[0-28.0]	(0-2800) .....	8

### Pipe Size

1/8" NPT <sup>1</sup> .....	1
1/4" NPT <sup>2,3</sup> .....	2

### Gage Type

Receiver <sup>3,4</sup> (Graduated 0-100%) .....	R
--	---

<sup>1</sup> Available on 1-1/2" Gages.

<sup>2</sup> Available on 2" Gages.

<sup>3</sup> Available on 3-1/2" Gages.

<sup>4</sup> Available on 15 psig, [1.0 BAR], (100 kPa) Only.

### Catalog Number

Mini Strip .....

### Pressure Range

psig	BAR	(kPa)	
0-15	[0-1.0]	(0-100) .....	2
0-30	[0-2.0]	(0-200) .....	3
0-60	[0-4.0]	(0-400) .....	4
0-100	[0-7.0]	(0-700) .....	5

### Connection

1/8" Hose .....	2
-----------------	---

### Gage Type

Plain Vertical .....	PV
Plain Horizontal .....	PH
Receiver Vertical <sup>1</sup> (Graduated 0-100%) .....	RV
Receiver Horizontal <sup>1</sup> (Graduated 0-100%) .....	RH

<sup>1</sup> Available on 15 psig, [1.0 BAR], (100 kPa) Only.

