



Features

- Low air consumption reduces air usage and cost.
- Horizontal or vertical gauge scales available to suite master panel layout.
- Mounting brackets attached for easy installation into master panel.

Operating Principles

Models MPL-70 and MPLT-70 Mini-panel Loading Stations transmit and monitor a pressure signal for pneumatic instrumentation. These loading stations are ideally suited for applications with limited space.

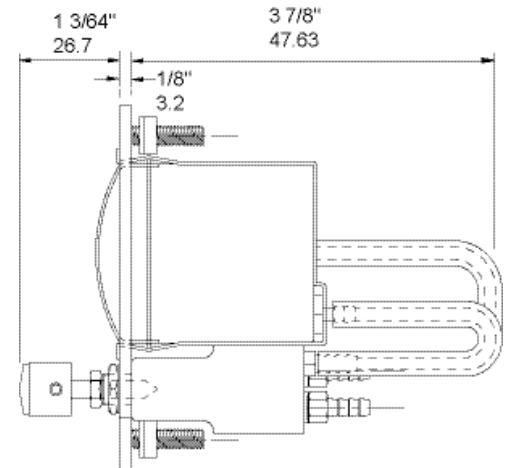
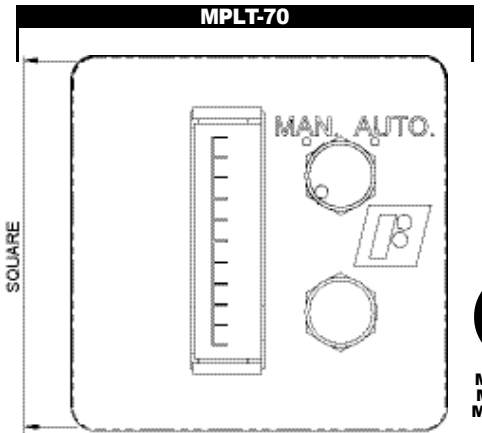
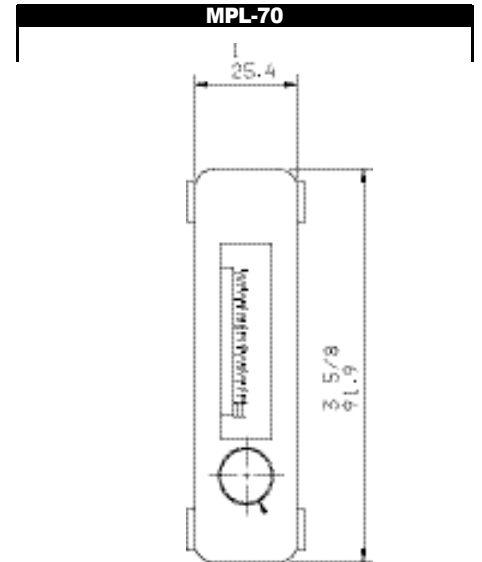
The Model MPL-70 includes a Model 70B Pneumatic Subminiature Regulator and a mini-strip gage to set and read pressure at the panel.

The MPLT-70, with the Transfer Function, includes a Model 70B Pneumatic Subminiature Regulator, an automatic or manual switch, and an additional mini-strip gage to monitor the process in automatic mode or change pressure settings in manual mode.

Turn the adjusting knob in the loading station panel in a clockwise direction to increase output pressure or in a counter-clockwise direction to decrease output pressure.

- MPL fits cutout size 7/8" (+1/8, -0) x 3-3/8" (+1/8, -0)
- MPLT fits cutout size 2-1/2" (+1/2, -0) square per SAMA Standard RC 12-3-1962

Inlet & outlet connections are barbed fittings for 1/8" I.D. tubing.



MPL-70, MPLT-70 Mini Panel Loading Stations

Specifications

Minimum Supply Pressure

50 psig, [3.5 BAR], (350 kPa)

Maximum Operating Supply Pressure

250 psig, [17 BAR], (1700 kPa)

Flow Capacity

2.5 SCFM (4.25 m³/HR) @ 100 psig, [7.0 BAR], (700 kPa) supply, 30 psig, [2.0 BAR], (200 kPa) setpoint

Supply Pressure Effect

0.05 psig, [.003 BAR], (.35 kPa) change in output for 5 psig, [.35 BAR], (35 kPa) change in supply pressure

Air Consumption

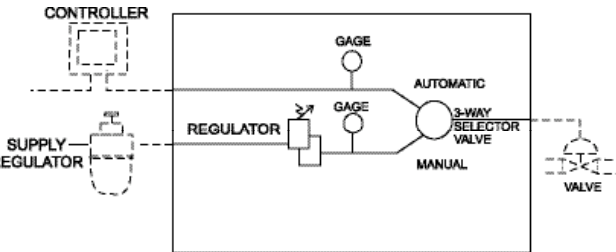
0.05 SCFM (.085 m³/HR) on dead-end service; 20 psig, [1.5 BAR], (150 kPa) supply; 9 psig, [.6 BAR], (60 kPa) output

Ambient Temperature -40°F to +160°F, (-40°C to 71°C)

Materials of Construction

Regulator Brass, Viton (Fluorocarbon), Fiberglass
 Three-way Valve Brass, Steel,
 Gage Zinc Plated Steel, Brass
 Hose Plastic

Model MPLT-70 Schematic Panel Loading Station with Transfer Function




Service Information

A Service Kit is available for the Model 70B Regulator, refer to the *Fairchild Model 70B Installation, Operation and Maintenance Instructions*, IS-1000070B.

Catalog Information

Catalog Number



Panel

with Transfer Function MPLT ¹
 without Transfer Function MPL



Regulator

Model 70 70



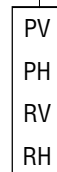
Gage Type

Single (MPLT Only) S
 Dual (MPLT Only) D
 Leave Blank for MPL



Gage Type

Plain Vertical PV
 Plain Horizontal PH
 Receiver Vertical ² (Graduated 0-100%) RV
 Receiver Horizontal ² (Graduated 0-100%) RH



Regulator Range ³

15 psig	[1.0 BAR]	(100 kPa)	15
30 psig	[2.0 BAR]	(200 kPa)	30
60 psig	[4.0 BAR]	(400 kPa)	60
100 psig	[7.0 BAR]	(700 kPa)	100

Gage Range

15 psig	[1.0 BAR]	(100 kPa)	15
30 psig	[2.0 BAR]	(200 kPa)	30
60 psig	[4.0 BAR]	(400 kPa)	60
100 psig	[7.0 BAR]	(700 kPa)	100

¹ MPLT Only available in 15 psig, [1 BAR], (100 kPa) and 30 psig, [2 BAR], (200 kPa) ranges.

² 0-100% scale for 3-15 psig, [0.2-1.0 BAR], (20-100 kPa) range.

³ To avoid gage damage, the regulator range should be equal to or less than the gage range.