

Model  
66BP



The Model 66BP Stainless Steel Regulator is designed for corrosive environments and high temperatures.

### Features

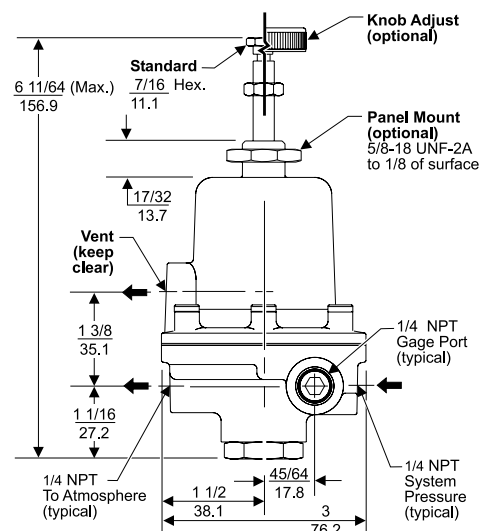
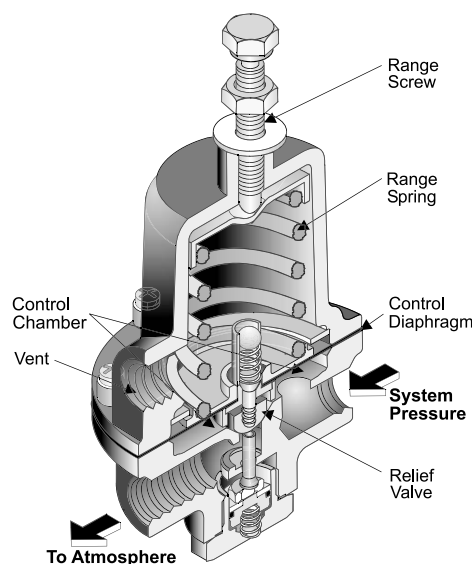
- Control sensitivity to 1" water column allows use in precision applications.
- Large Control Diaphragm area for increased sensitivity.
- Fluorocarbon Elastomers are compatible with corrosive materials and environments.
- Valve Damper eliminates hunting and buzzing.
- Line or Panel Mounting provides flexibility for installation.

### Operating Principles

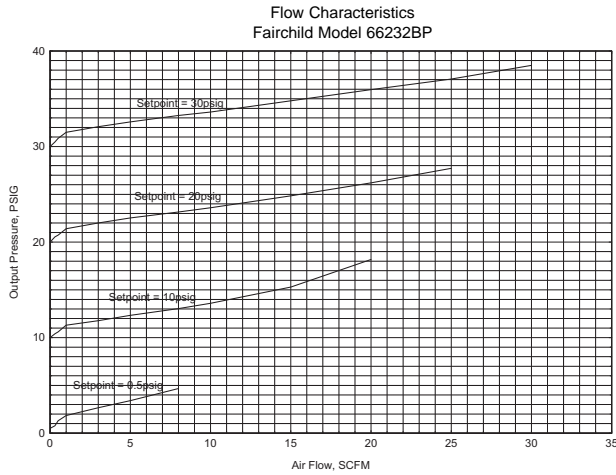
When you adjust the Range Screw to a specific setpoint, the Range Spring exerts a downward force against the top of the Control Diaphragm. This downward force closes the Relief Valve. When the force from the system pressure that acts on the bottom of the Control diaphragm is less than the force that acts on the top of the Control Diaphragm, the Relief Valve remains closed.

When the system pressure increases, the force that acts on the bottom of the Control Diaphragm increases until it reaches the setpoint.

When the system pressure rises above the setpoint, the Diaphragm Assembly moves upward lifting the Relief Valve from its seat and vents the excess pressure from the system. The relief valve closes as set point is reached.



## Technical Information



## Specifications

### Supply Pressure

150 psig, [10 BAR], (1000 kPa) Maximum

### Flow Capacity

22 SCFM (37.4 m<sup>3</sup>/HR) @ 100 psig, [7.0 BAR], (700 kPa) system pressure

### Sensitivity

1" (2.54 cm) Water Column

### Ambient Temperature

-85°F to +300°F, (-65°C to 149°C)

### Materials of Construction

Body and Housing ..... 316 Stainless Steel  
Diaphragms ..... Fluorocarbon on Nomex  
..... with Teflon Shield  
Trim ..... 316 Stainless Steel and Teflon

## Catalog Information

Catalog Number **6 6 2**   **BP**        **Model 66BP**

### Pressure Range

psig	[BAR]	(kPa)	
0-10	[0-0.70]	(0-70)	2
0.5-30	[0.03-2]	(3-200)	3
1-60	[0.10-4]	(10-400)	4
2-100	[0.15-7]	(15-700)	5
2-150	[0.15-10]	(15-1000)	6

### Inlet/Outlet Port Size

1/4" NPT	2
3/8" NPT	3
1/2" NPT	4

### Port Thread

NPTF	N
BSPT (Tapered)	U
BSPF (Parallel)	H

### Elastomers

Fluorocarbon	J
--------------	---

### Actuator

Knob Adjust	K
Screw	S

### Bonnet

Stainless Steel	S
Aluminum	A

### Options

Tapped Exhaust	E
----------------	---

### Mounting

None	N
Panel Mounting	P

## Installation

For installations instructions, refer to the *Fairchild Model 66 Stainless Steel Back Pressure Regulator Instruction, Operation and Maintenance Instructions, IS-100066BP*.